

IS NETCLASSROOM AVAILABLE 24 HOURS A DAY?

Almost! NetClassroom is available everyday including Saturday and Sunday with the exception of the following times.

11 p.m. Saturday night –
4 a.m. Sunday morning

If you are not able to log in at other times, it may be due to a power failure or network problem. Please try again later or the next day.

If Netclassroom is down for a planned upgrade, it will be posted on the Bishop Moore Website under the Grades shortcut.

IS MY INFORMATION PRIVATE?

Absolutely! With your unique NetClassroom user ID and password, only you and your child can view your child's academic records. Other users cannot access your family's information. Please do not share your user ID or password with anyone.

NEED HELP?

If you cannot login to Netclassroom, please email:
netclassroom@bishopmoore.org.

If you have specific grading questions, you may email the teacher of the class.

WHY IS BISHOP MOORE PROVIDING NETCLASSROOM?

Netclassroom allows students and parents to have up-to-date information available at all times — instead of just at progress report and report card time. In addition, Netclassroom saves paper, postage and time in the classroom.

HOW OFTEN WILL GRADES BE UPDATED?

Teachers will update grades at a minimum once a week. Each Friday morning grades will have been updated from the week before. For example, on Friday, September 23rd, you can expect all assignments that were completed through the week of September 12th to show on Netclassroom.

Long term assignments such as a research paper will take longer than a week to grade.

NO INTERNET AT HOME?

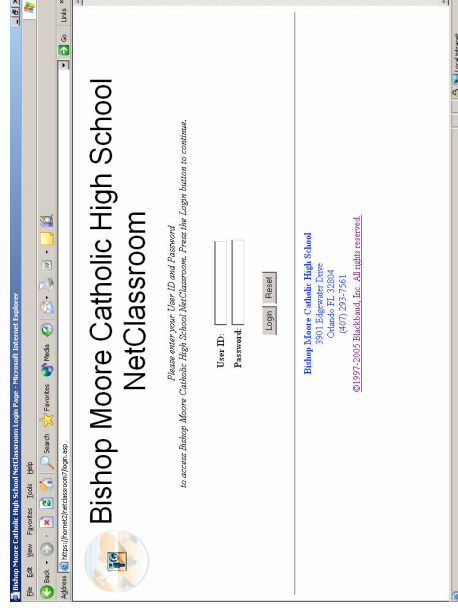
Students and parents are always welcome to use the library or computer lab computers during normal hours to check and print out their grades.



BISHOP MOORE
CATHOLIC HIGH
SCHOOL

NETCLASSROOM

Bishop Moore is excited to introduce you to NETCLASSROOM.



You will now have online access to academic information including:

- Grades
- Attendance
- Conduct
- Report Cards.

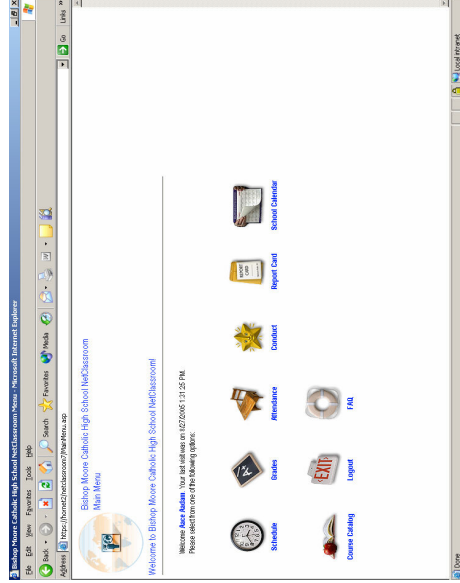
HOW DO I GET STARTED?

You will need access to the Internet.
Go to:

- www.bishopmoore.org
- click the **Grades** shortcut on the left side.
- Click the link for **Assignments** page as shown below.

On the Netclassroom login screen, enter the user ID and password on the attached letter. Netclassroom is not case-sensitive, so you may enter upper or lower case letters.

When you first log in you will see a screen like the one below.

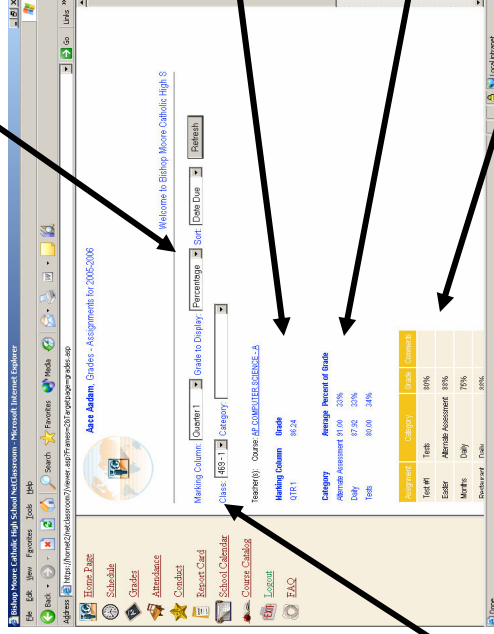


LOOKING AT GRADES

Click the chalkboard above the word **Grades**. Now you will see a screen with a list of the classes in which the student is enrolled.



There will either be a letter grade or a little checkmark next to the class. Click the letter grade or the checkbox. Now you will be brought to the **Grades—Assignments** page as shown below.



You can change the Marking Column, Grade to Display or Sort Order by clicking one of the drop down boxes at the top. However, you will need to click **Refresh** after every change you make.

Class Changes

To change from class to class, click the drop down arrow next to **Class** and select the class you want. You must click **Refresh**.

Percentage vs. Actual Points

To display each assignment grade as a percentage (score divided by maximum achievable score), you can select **Percentage** in the **Grade to Display** field. For example, if a student scores 20 out of a possible 25 points, the assignment grade displays as 80%. To list both the actual score and the maximum achievable score for each assignment grade, you can select **Actual Points** in the **Grade to Display** field. Remember to click **Refresh** to see the screen change.

3 Sections of Grade Information

- 1) Marking Column quarter grade — shows the average the student has based on the grades to date. **Please be aware, this is a grade in flux because grades continue to be added on a weekly basis.** Quarter grades should reflect an average of all 3 categories. Please note only Semester grades are recorded in a student's permanent record.
- 2) Category Averages — this shows the average in each of the categories for the course.
- 3) Assignment Grades — this is the most important section. You should be focusing here to see how a student is doing.

Other Information

You can also see your student's **schedule**, **attendance** and **conduct** records. After the first quarter, Report cards will be posted on the Report Card page.